

# Purlin & Rail Sections

## SYSTEMS



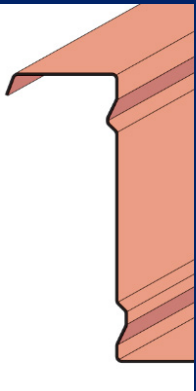
### ZETA

Fully effective section offering maximum efficiency.  
No sag bars for majority of modern roofing applications.

**Ideal purlin section for spans up to 7.60m.**

*Depths available:*  
125, 150, 175 and 200mm

SLEEVED  
DOUBLE SPAN  
HEAVY END BAY  
DOUBLE SPAN HEB  
BUTTED




### ZETA II

'Zed' section with web stiffeners offering maximum structural efficiency for weight of material used.

**Ideal for longer spans and heavier loadings.**

*Depths available:*  
225, 245, 265 and 285mm

SLEEVED  
HEAVY END BAY  
BUTTED



### ZED

Plain Zed offering simple construction details.  
Fully compatible range of CW sections for framing around openings.  
For use as a purlin it is better suited for the shorter span and higher roof pitch.

*Depths available:*  
125, 140, 155, 170, 185, 200, 240 and 300mm.

SLEEVED  
HEAVY END BAY  
BUTTED

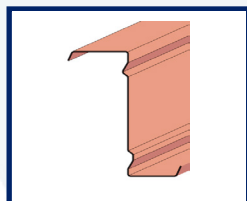
**Available Thickness (mm)**

**Zeta**




Depth (mm)	1.3	1.4	1.5	1.6	1.7	1.8	2.0	2.5	3.0	3.2
<b>125</b>	✓	✓	✓		✓	✓	✓			
<b>150</b>	✓	✓	✓		✓	✓	✓	✓		
<b>175</b>	✓	✓	✓	✓	✓	✓	✓	✓		
<b>200</b>	✓	✓	✓	✓		✓	✓	✓		

**Zeta II**



<b>225</b>		✓	✓	✓		✓	✓	✓		
<b>245</b>		✓	✓	✓		✓	✓	✓		
<b>265</b>			✓	✓		✓	✓	✓	✓	
<b>285</b>			✓	✓		✓	✓	✓	✓	

**Zed**



<b>125</b>	✓	✓	✓		✓		✓			
<b>140</b>	✓	✓	✓		✓		✓			
<b>155</b>	✓	✓	✓		✓		✓			
<b>170</b>	✓	✓	✓		✓		✓			
<b>185</b>	✓	✓	✓		✓		✓			
<b>200</b>	✓	✓	✓		✓		✓	✓		
<b>240</b>							✓	✓	✓	✓
<b>300</b>								✓	✓	✓

**Contact Us: Ayrshire Metals Limited**, Royal Oak Way, Daventry NN11 8NR  
 Tel: +44 (0) 1327 300990 Email: [sales@ayrshire.co.uk](mailto:sales@ayrshire.co.uk) [www.ayrshire.co.uk](http://www.ayrshire.co.uk)